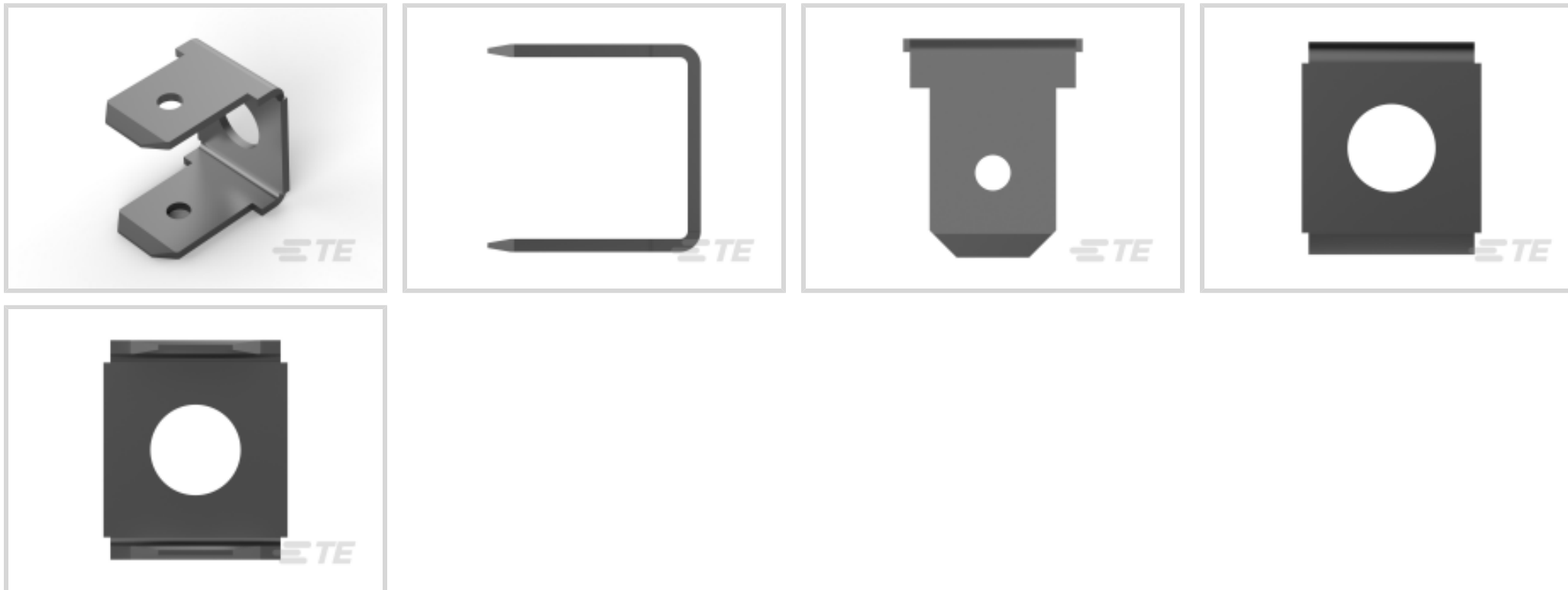




Terminals & Splices > PCB Terminals



PCB Terminal Type: **Tab**

Mating Tab Width: **4.75 mm [ .187 in ]**

Mating Tab Thickness: **.51 mm [ .02 in ]**

PCB Hole Diameter: **3.3 mm [ .13 in ]**

Termination Method to Printed Circuit Board: **Through Hole - Screw**

### Features

#### Product Type Features

PCB Terminal Mounting Style	Stud Mount
-----------------------------	------------

#### Configuration Features

Stud Hole	Yes
Terminal Angle	90 °

#### Contact Features

PCB Terminal Type	Tab
Mating Tab Width	4.75 mm[.187 in]
Mating Tab Thickness	.51 mm[.02 in]
Terminal Plating Material	Tin
Contact Underplating Material	None
Terminal Size	4.75
Terminal Orientation	Right Angle

#### Termination Features

Termination Method to Printed Circuit Board	Through Hole - Screw
---	----------------------



Product Terminates To	Printed Circuit Board
-----------------------	-----------------------

### Dimensions

Stud Diameter	3.3 mm[.13 in]
PCB Hole Diameter	3.3 mm[.13 in]

### Usage Conditions

Insulation Option	Uninsulated
Operating Temperature Range	-40 – 105 °C[-40 – 221 °F]

### Packaging Features

Packaging Quantity	1000
Packaging Method	Bag

## Product Compliance

[For compliance documentation, visit the product page on TE.com>](#)

EU RoHS Directive 2011/65/EU	Compliant
EU ELV Directive 2000/53/EC	Compliant
China RoHS 2 Directive MIIT Order No 32, 2016	No Restricted Materials Above Threshold
EU REACH Regulation (EC) No. 1907/2006	Current ECHA Candidate List: JUNE 2022 (224) Candidate List Declared Against: JUNE 2022 (224) Does not contain REACH SVHC
Halogen Content	Low Halogen - Br, Cl, F, I < 900 ppm per homogenous material. Also BFR/CFR/PVC Free
Solder Process Capability	Not applicable for solder process capability

#### Product Compliance Disclaimer

This information is provided based on reasonable inquiry of our suppliers and represents our current actual knowledge based on the information they provided. This information is subject to change. The part numbers that TE has identified as EU RoHS compliant have a maximum concentration of 0.1% by weight in homogenous materials for lead, hexavalent chromium, mercury, PBB, PBDE, DBP, BBP, DEHP, DIBP, and 0.01% for cadmium, or qualify for an exemption to these limits as defined in the Annexes of Directive 2011/65/EU (RoHS2). Finished electrical and electronic equipment products will be CE marked as required by Directive 2011/65/EU. Components may not be CE marked. Additionally, the part numbers that TE has identified as EU ELV compliant have a maximum concentration of 0.1% by weight in homogenous materials for lead, hexavalent chromium, and mercury, and 0.01% for cadmium, or qualify for an exemption to these limits as defined in the Annexes of Directive 2000/53/EC (ELV). Regarding the REACH Regulation, the information TE provides on SVHC in articles for this part number is based on the latest European Chemicals Agency (ECHA) 'Guidance on requirements for substances in articles' posted at this URL: <https://echa.europa.eu/guidance-documents/guidance-on-reach>

## Compatible Parts



TE Part # 42214-2  
250 FASTON TAB TPBR



TE Part # 42822-2  
250 FASTON TAB TPBR



TE Part # 726389-2  
187 FASTON TAB TPBR



TE Part # 170001-3  
187 FASTON,TAB,TPBR



TE Part # 60443-1  
187 FASTON TAB BR



TE Part # 61914-1  
187 FASTON TAB PBR



TE Part # 62836-1  
110 FASTON TAB TPBR



TE Part # 62576-1  
187 FASTON TAB BR



TE Part # 61951-1  
187 FASTON TAB TPBR



TE Part # 61907-1  
187 FASTON TAB TPBR




TE Part # 1217050-1  
187 FASTON,TAB,TPBR




TE Part # 63633-1  
250 FASTON TAB BR


## Also in the Series | FASTON 187




Crimp Terminal Housings(41)




Insertion & Extraction Tools(1)



Joints & Splices(1)



PCB Terminals(48)



Quick Disconnects(213)



Splices(1)



## Documents

### Product Drawings

[187 FASTON,TAB,TPBR](#)

English

---

### CAD Files

[3D PDF](#)

3D

Customer View Model

[ENG\\_CVM\\_CVM\\_170001-2\\_E.2d\\_dxf.zip](#)

English

Customer View Model

[ENG\\_CVM\\_CVM\\_170001-2\\_E.3d\\_igs.zip](#)

English

Customer View Model

[ENG\\_CVM\\_CVM\\_170001-2\\_E.3d\\_stp.zip](#)

English

By downloading the CAD file I accept and agree to the [Terms and Conditions](#) of use.

---

### Product Specifications

[Product Specification](#)

English

---

### Product Environmental Compliance

[Product Compliance](#)

English

[Product Compliance](#)

English